

Class of 2007 College Board Test Results

SAT Reasoning Test Results

	Bangor Mean*	Maine Mean*	National Mean**
Critical Reading	497	466	502
Math	498	465	515
Writing	474	457	494

*100% of student population tested (mandatory testing)


**48% of student population tested (self-selection)

Nationally there were 1,494,531 SAT Reasoning Test-takers. In Maine there were 15,400 SAT test-takers. At Bangor High School there were 360 SAT Reasoning Test-takers.

SAT Subject Test Results

(SAT Subject Tests are self-selected, not state mandated)

Test	Bangor	Maine	National
English Literature	694	628	581
Mathematics Ic	632	607	596
Mathematics IIc	711	650	639
Chemistry	669	608	630
Biology M (Molecular)	621	626	630
US History	665	614	588
French/Listening	724	579	618



BANGOR SCHOOL DEPARTMENT

10/24/07

2007 MHSA Report

Beginning with the spring administration in 2006, all Maine high school juniors, including all students in their 3rd year of high school, are required to take SAT tests in critical reading, writing, and mathematics. The Commissioner of Education and the Department of Education feels this new policy encourages all Maine students to engage in instruction and assessment that is intended to raise expectations and to increase readiness for college or other post secondary opportunities; is consistent with the high expectations for student achievement expressed in Maine's *Learning Results*; and supports the emerging PreK-16 College Ready Initiative already underway as a joint effort of the University System and the Maine Department of Education.

This program of preparation and assessment that includes both Preliminary SAT (PSAT) and SAT tests is being made available to all Maine students. Students receive standard SAT reports and official scores that they may use as they apply to colleges both in Maine and nationally. All colleges using SAT results in their admission process will accept the scores. In addition to the student reports, school administrative units will receive reports of student performance necessary to meet state and federal requirements of No Child Left Behind. The 2007 assessment included an additional 18 math problems known as Math-A.

Performance Levels as Defined by the Department of Education:

Performance Levels	2006 Scaled Score Range	2007 Scaled Score Range
Exceeds the Standards.....	620-800	1162-1180
Meets the Standards.....	460-610	1142-1160
*Partially Meets the Standards.....	350(70)-450.....	1130(2)-1140
*Does Not Meet the Standards.....	200-340(60).....	1110-1128

*Range adjusts slightly depending upon tested subject.

MHSA	Exceeds	Meets	Partially Meets	Does Not Meet
Critical Reading	1161-1180	1141-1160	1129-1140	1100-1128
Math	1161-1180	1141-1160	1133-1140	1100-1132
Writing	1161-1180	1141-1160	1129-1140	1100-1128

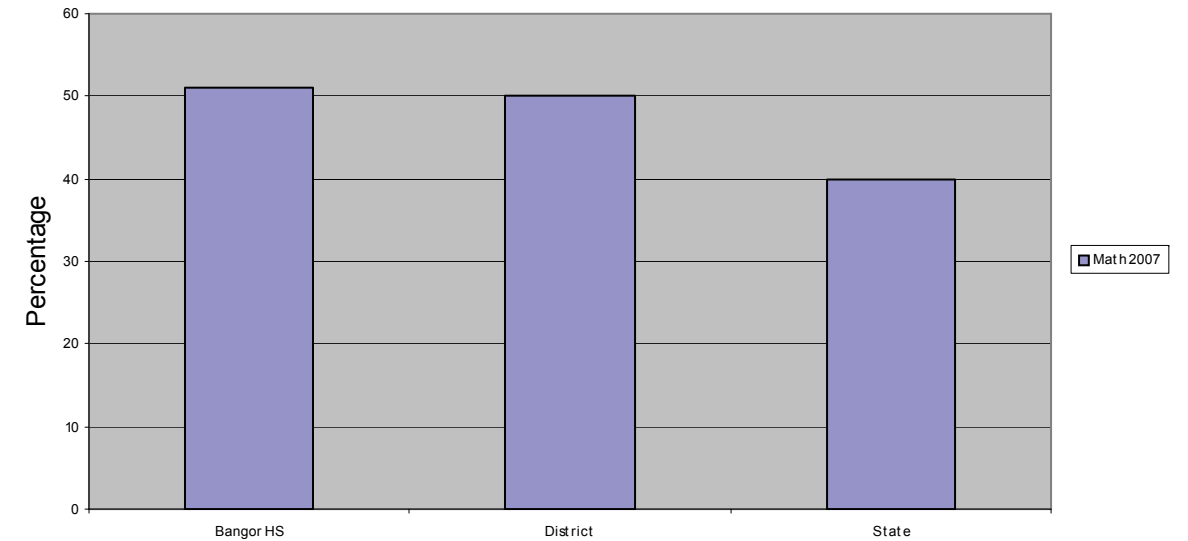
May 2007 Maine High School Assessment (MHSA) Results

2007 Average Scaled Scores

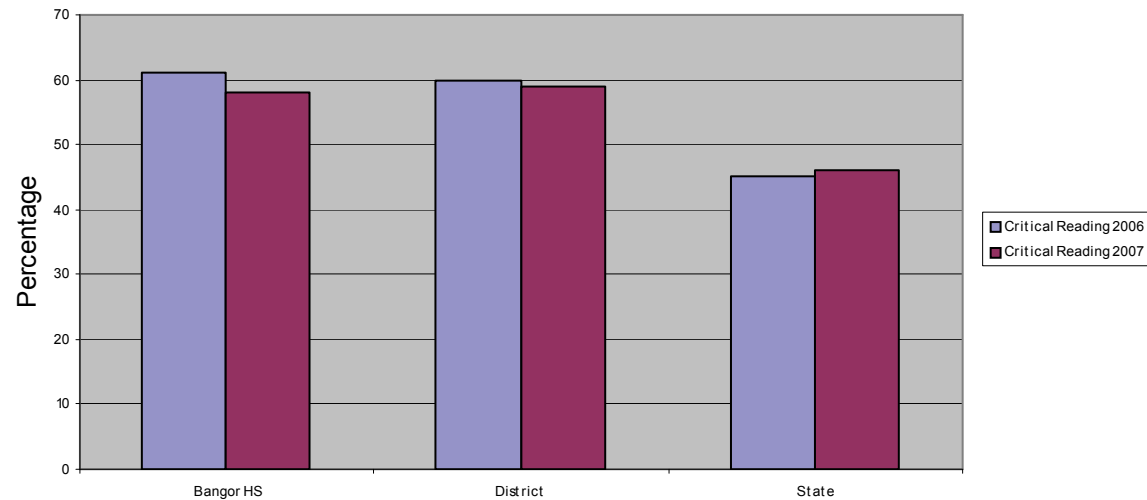
	Bangor HS	District	State
Critical Reading	1145	1145	1141
Math	1144	1144	1140
Writing	1143	1144	1141

Bangor HS includes juniors enrolled at the high school in May of 2007. District includes juniors that were residents of Bangor in May of 2007. State includes juniors of the State of Maine in May of 2007.

Percentage of Students Meeting or Exceeding the Standards in Math



Percentage of Students Meeting or Exceeding the Standards in Critical Reading



Percentage of Students Meeting or Exceeding the Standards in Writing

